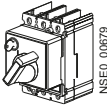
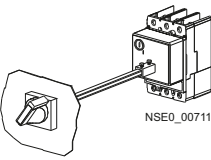
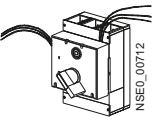


Molded Case Circuit Breakers

3VL Molded Case Circuit Breakers up to 1600 A, IEC

2

Accessories and spare parts

Version	DT	For VL160X to VL250 (3VL1 to 3VL3) Article No.	Price per PU	PU (UNIT, SET, M)	PS*/ P. unit	PG	Weight per PU approx. kg
Operating mechanisms							
 NSE0_00679 3VL9.00-3H.00	3- or 4-pole Front-operated rotary operating mechanisms¹⁾ For direct mounting on the circuit breaker, without leading auxiliary switch, degree of protection IP30 ²⁾ , <u>black</u> , max. 3 padlocks <u>EMERGENCY-STOP version</u> Red knob, yellow indicator plate Safety locks for installation by the customer see pages 2/86 to 2/90 .		3VL9300-3HA00	1	1 unit	113	0.534
	3VL9300-3HC00		1	1 unit	113	0.500	
Front-operated rotary operating mechanisms with shaft stub, without knob¹⁾ Without leading auxiliary switch, for auxiliary switches see below .		3VL9300-3HE00	1	1 unit	113	0.415	
 NSE0_00711 3VL9.00-3H.05	Door-coupling rotary operating mechanisms, complete¹⁾; Installation in doors and covers Degree of protection IP65, including handle ti-grey, with masking plate, indicator plate, removable door coupling (die cast with reduced tolerance compensation), extension shaft (8 × 8 mm), length 300 mm and front-operated rotary operating mechanism for the respective circuit breaker, lockable with up to 3 padlocks, with door interlocking <u>EMERGENCY-STOP version</u> Red knob, yellow indicator plate, without leading auxiliary switch Safety locks for installation by the customer see pages 2/86 to 2/90 .		3VL9300-3HF05	1	1 unit	113	0.800
	3VL9300-3HG05		1	1 unit	113	0.800	
 NSE0_00712 3VL9.00-3A.10	Leading auxiliary switches for installation in a front-operated rotary operating mechanism, door-coupling rotary operating mechanism or side panel rotary operating mechanism Standard or EMERGENCY-STOP version <u>"OFF after ON"</u> Leading auxiliary switches when switching on 1 changeover contact with 1.5 m long cables 2 changeover contacts with 1.5 m long cables <u>"ON after OFF"</u> Leading auxiliary switches when switching off 1 changeover contact with 1.5 m long cables 2 changeover contacts with 1.5 m long cables		3VL9300-3AS10	1	1 unit	113	0.100
			3VL9300-3AT10	1	1 unit	113	0.150
			3VL9300-3AU10	1	1 unit	113	0.105
			3VL9300-3AW10	1	1 unit	113	0.155
Side panel rotary operating mech., complete¹⁾ Degree of protection IP65, including black knob with masking plate, indicator plate, Bowden wire, lockable with up to 3 padlocks - With 600 mm Bowden wire - With 1000 mm Bowden wire - With 1500 mm Bowden wire		3VL9300-3HR10	1	1 unit	113	1.758	
		3VL9300-3HR20	1	1 unit	113	2.100	
		3VL9300-3HR30	1	1 unit	113	1.900	
Side panel rotary operating mech., complete¹⁾ <u>EMERGENCY-STOP version</u> Degree of protection IP65, including red knob with masking plate, yellow indicator plate, Bowden wire, lockable with up to 3 padlocks - With 600 mm Bowden wire - With 1000 mm Bowden wire - With 1500 mm Bowden wire		3VL9300-3HR11	1	1 unit	113	2.100	
		3VL9300-3HR21	1	1 unit	113	2.100	
		3VL9300-3HR31	1	1 unit	113	2.100	
Retaining brackets, suitable for matching door-coupling rotary operating mechanisms, complete Retaining bracket is mounted on the operating mechanism, recommended for extension shafts >250 mm - for 6 mm shaft		3VL9300-3HP02	1	1 unit	113	0.409	
		3VL9300-3HP00	1	1 unit	113	0.385	

Additional accessories and components for door-coupling rotary operating mechanism, [see 2/69 and 2/71](#).

¹⁾ Not possible on VL160X with RCD module.

²⁾ IP40 with additional masking frame mounted on the door cutout.