

Equipment installers must be familiar with standard panel installation techniques.

## **Related Publications**

You may want to refer to the following for additional information:

- online help for RSView Studio or RSLinx
- documentation for your logic controller or processor

## **European Communities (EC) Directive Compliance**

If this product has the CE mark it is approved for installation within the European Union and EEA regions. It has been designed and tested to meet the following directives.

### **EMC Directive**

This product is tested to meet the Council Directive 89/336/EC Electromagnetic Compatibility (EMC) by applying the following standards, in whole or in part, documented in a technical construction file:

- EN 50081-2 EMC - Generic Emission Standard, Part 2 - Industrial Environment
- EN 61000-6-2 EMC - Generic Immunity Standard, Part 2 - Industrial Environment

This product is intended for use in an industrial environment.

### **Low Voltage Directive**

This product is tested to meet Council Directive 73/23/EEC Low Voltage, by applying the safety requirements of EN 61131-2 Programmable Controllers, Part 2 - Equipment Requirements and Tests. For specific information required by EN 61131-2, see the appropriate sections in this publication, as well as the Allen-Bradley publication Industrial Automation Wiring and Grounding Guidelines For Noise Immunity, publication 1770-4.1.

Open style devices must be provided with environmental and safety protection by proper mounting in enclosures designed for specific application conditions. See NEMA Standards publication 250 and IEC publication 529, as applicable, for explanations of the degrees of protection provided by different types of enclosure.

## Rockwell Automation Support

Before you contact Rockwell Automation for technical assistance, we suggest you please review the troubleshooting information contained in this publication first.

If the problem persists, call your local Rockwell Automation representative or contact Rockwell Automation in one of the following ways:

<b>Phone</b>	United States/Canada	1.440.646.5800
	Outside United States/Canada	<p>You can access the phone number for your country via the Internet:</p> <ol style="list-style-type: none"> <li>1. Go to <a href="http://www.ab.com">http://www.ab.com</a></li> <li>2. Click on <i>Product Support</i> (<a href="http://support.automation.rockwell.com">http://support.automation.rockwell.com</a>)</li> <li>3. Under <i>Support Centers</i>, click on <i>Contact Information</i></li> </ol>
<b>Internet</b>	⇒	<ol style="list-style-type: none"> <li>1. Go to <a href="http://www.ab.com">http://www.ab.com</a></li> <li>2. Click on <i>Product Support</i> (<a href="http://support.automation.rockwell.com">http://support.automation.rockwell.com</a>)</li> </ol>

## Software and Firmware Upgrades

To receive software updates (software serial number required) and firmware upgrades for your terminal:

- call your local Rockwell Automation sales office or distributor
- call Rockwell Software at 1-440-646-7800 or fax 1-440-646-7801
- access [www.software.rockwell.com](http://www.software.rockwell.com)

## Overview

### Chapter Objectives

This chapter gives an overview of the PanelView Plus terminals including:

- hardware features
- software support
- modular components
- base configured unit
- communication modules
- remote AC power supply
- display modules
- catalog number configuration and product components

### Hardware Features



The PanelView Plus terminals are operating and display devices that run RSVIEW Machine Edition (V3.0 or later). Features include:

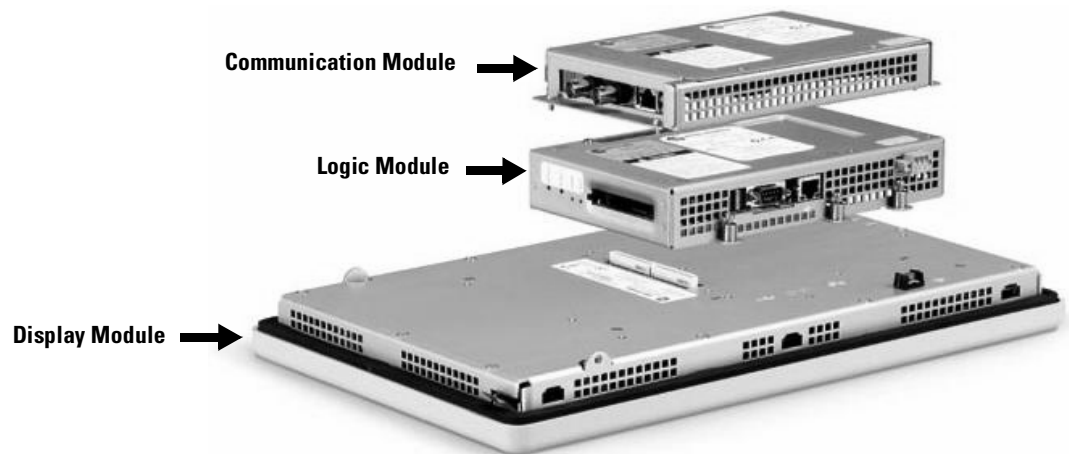
- graphic color display modules with keypad, touch screen, or keypad & touch screen support
- analog resistive touch screen
- field replaceable bezels
- modular communications for easy add-on capability
- memory expansion modules for field upgrades to 256 MB
- Compact Flash Card slot supports Type I/II Compact Flash Cards
- USB ports provides connections for keyboard/mouse/printer support
- Ethernet and serial communications
- IrDA infrared data port
- same panel cutouts as the PanelView Standard and PanelView Enhanced terminals

## Software Support

RSView Machine Edition runtime (3.0 or later) is included with the PanelView Plus terminal and does not require activation.

## Modular Components

The PanelView Plus terminals use modular components allowing for flexible configuration, installation, and upgrades. Items can be ordered as separate components or factory assembled per your configuration.



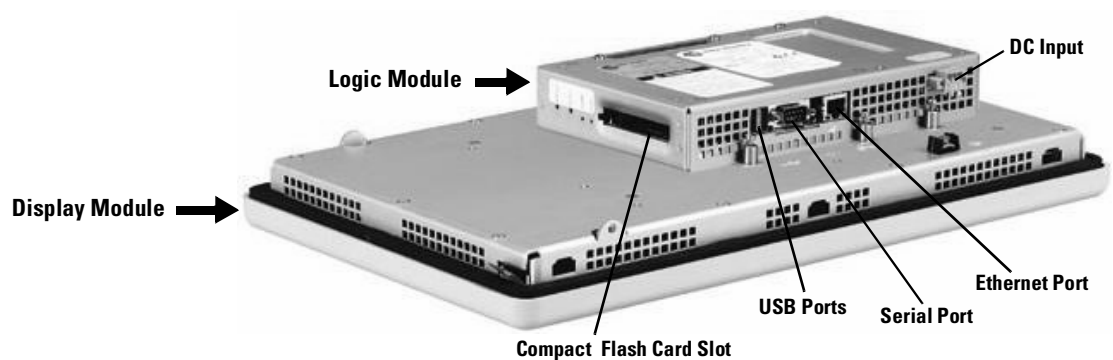
## Base Configured Unit

The base configured unit of the PanelView Plus terminal consists of:

- Display Module (700, 1000, 1250, 1500) with Keypad, Touch or Keypad & Touch Input
- Logic Module

The Logic Module contains:

- 24V dc input (18...32V dc)
- SDRAM and Flash memory (various sizes)
- 10/100BaseT Ethernet Port
- Serial RS-232 Port for file transfers, printing and logic controller communications
- 2 USB Ports for attaching mouse, keyboard or printer
- Compact Flash Card Slot for Type I/II Compact Flash cards
- Battery-backed real-time clock




## Communication Modules

You can attach a separate Communication Module to the base configured unit of the PanelView Plus terminal to increase your communications capability.

- DH+/DH485/Remote I/O

The Communication Modules install easily on top of the Logic Module on the back of the unit.



## Remote AC Power Supply

The Logic Module provides a DC power input. For applications using AC power, a remote AC to DC power supply is available for DIN Rail mounting.

## Display Modules

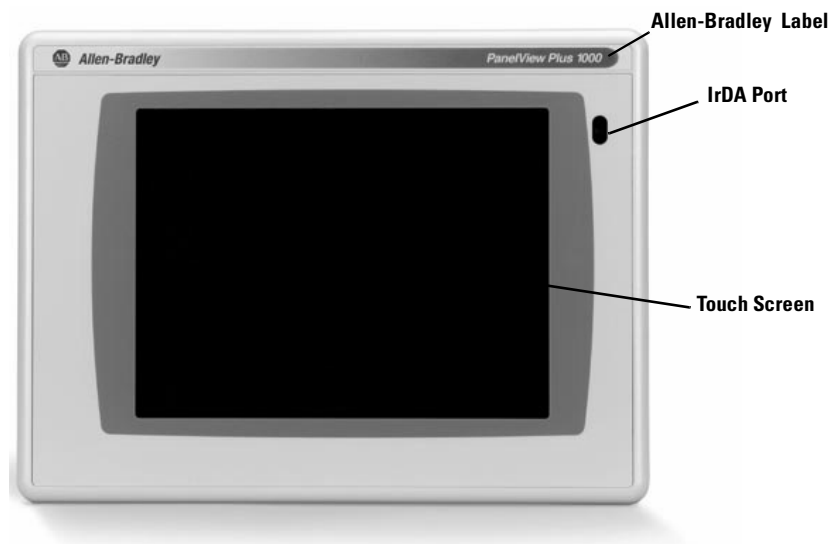
The PanelView Plus terminals offer a range of TFT color graphic displays with either keypad, touch screen, or keypad & touch support.

- 700 (6.5 inch)
- 1000 (10.4 inch)
- 1250 (12.1 inch)
- 1500 (15 inch)

All of the displays have common features and firmware providing for easy migration to a larger display. Field replaceable bezels are also available.

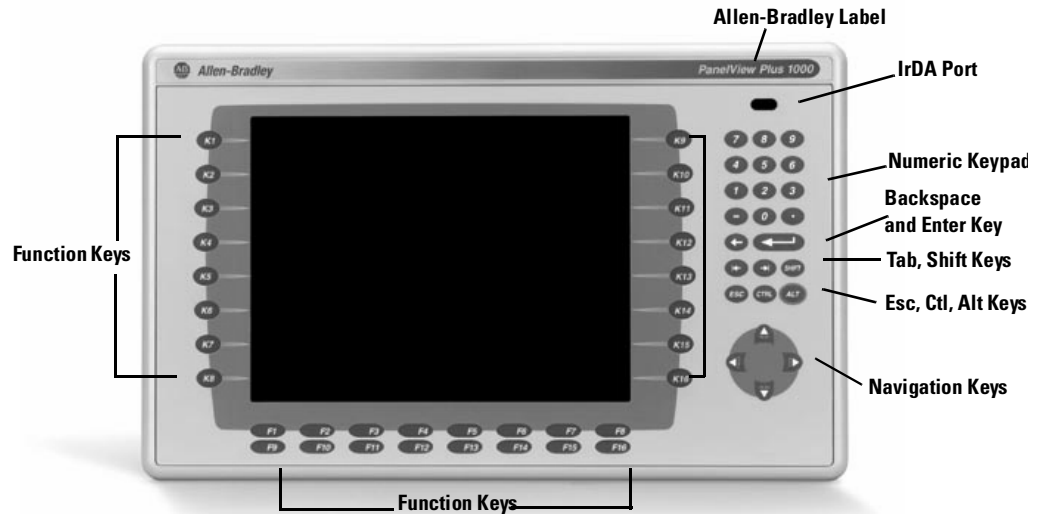
### Touch Screen

The following illustration shows a 1000 touch screen display. All of the touch screen displays are analog resistive and similar except for size.



## Keypad or Keypad & Touch

The following illustration shows the features of the 1000 keypad or keypad & touch display. All of the displays are similar except for size and the number of function keys available.



All of the Kxx and Fxx function keys on the keypad terminals are programmable.

Feature	Description
Function Keys 700 (F1-F10, K1-K12) 1000 (F1-F16, K1-K16) 1250 (F1-F20, K1-K20) 1500 (F1-F20, K1-K20)	Programmable keys that initiate functions on terminal display. These keys may have custom legends.
Label	Allen-Bradley or customer applied label.
IrDA Port	For data or application transfers.
Numeric Keypad	0-9, ., -, Backspace, Enter, Tab, Shift, Esc, Ctrl, Alt keys
Navigation Keys	Use the arrow keys to move cursor in lists, select objects, Alt+arrow key activates home, end, page up, page down functions.

## Catalog Number Configuration

The following table shows the catalog number configuration for PanelView Plus terminals.

	Input	Size	Type	Comms	Power	Memory Flash/RAM	Label
<b>2711P-</b>	<b>K</b> = Keypad	<b>7</b> = 6.5 inch	<b>C</b> = Color	<b>4</b> = Standard Communication (Ethernet & RS-232)	<b>B</b> = AC DIN	<b>1</b> = 32 MB/64 MB	<b>Blank</b> = AB Label
	<b>T</b> = Touch	<b>10</b> = 10.4 inch		<b>6</b> = DH+, DH-485, RIO & Standard Communication	<b>D</b> = DC	<b>2</b> = 128MB/128 MB	<b>N</b> = No Label
	<b>B</b> = Both	<b>12</b> = 12.1 inch					
		<b>15</b> = 15 inch					

## Product Components

All of the PanelView Plus components listed in this section are available as separate catalog numbers for field replacement.

### Display Modules

Cat. No.	Description
2711P-RDK7C	700 Keypad Color Display
2711P-RDT7C	700 Touch Color Display
2711P-RDB7C	700 Keypad and Touch Color Display
2711P-RDK10C	1000 Keypad Color Display
2711P-RDT10C	1000 Touch Color Display
2711P-RDB10C	1000 Keypad and Touch Color Display
2711P-RDK12C	1250 Keypad Color Display
2711P-RDT12C	1250 Touch Color Display
2711P-RDB12C	1250 Keypad and Touch Color Display
2711P-RDK15C	1500 Keypad Color Display
2711P-RDT15C	1500 Touch Color Display
2711P-RDB15C	1500 Keypad and Touch Color Display

### Communication Modules

Cat. No.	Description
2711P-RN6	DH+DH-485/Remote I/O Communication Module

## Remote AC Power Supply

Cat. No.	Description
2711P-RSACDIN	AC to DC DIN Rail Power Supply, 85...265V ac, 47...63 Hz

## Logic Module

Cat. No.	Description
2711P-RP	Logic Module without memory

## Internal Compact Flash Cards

Cat. No.	Description
2711P-RW1	32 MB Compact Flash with RSView Machine Edition
2711P-RW2	128 MB Compact Flash with RSView Machine Edition
2711P-RW3	256 MB Compact Flash with RSView Machine Edition

## RAM Memory

Cat. No.	Description
2711P-RR64	64 MB SODIMM Memory
2711P-RR128	128 MB SODIMM Memory
2711P-RR256	256 MB SODIMM Memory

## Compact Flash Cards (Blank)

Cat. No.	Description
2711P-RC1	32 MB Blank Compact Flash Card
2711P-RC2	128 MB Blank Compact Flash Card
2711P-RC3	256 MB Blank Compact Flash Card
2711P-RC4	512 MB Blank Compact Flash Card
2711P-RCH	Compact Flash to PCMCIA Adapter

## Legend Kits

Cat. No.	Description
2711P-RFK7	Replacement Legend Strips for 700 Keypad Terminal
2711P-RFK10	Replacement Legend Strips for 1000 Keypad Terminal
2711P-RFK12	Replacement Legend Strips for 1250 Keypad Terminal
2711P-RFK15	Replacement Legend Strips for 1500 Keypad Terminal

## Protective Antiglare Overlays

Cat. No.	Description
2711P-RGK7	Antiglare Overlay for PanelView Plus 700 Keypad or Keypad/Touch Terminal
2711P-RGT7	Antiglare Overlay for PanelView Plus 700 Touch Terminal
2711P-RGK10	Antiglare Overlay for PanelView Plus 1000 Keypad or Keypad/Touch Terminal
2711P-RFT10	Antiglare Overlay for PanelView Plus 1000 Touch Terminal
2711-RFK12	Antiglare Overlay for PanelView Plus 1250 Keypad or Keypad/Touch Terminal
2711-RFT12	Antiglare Overlay for PanelView Plus 1250 Touch Terminal
2711-RFK15	Antiglare Overlay for PanelView Plus 1500 Keypad or Keypad/Touch Terminal
2711-RFT15	Antiglare Overlay for PanelView Plus 1500 Touch Terminal

## Backlights

Cat. No.	Description
2711P-RL7C	Replacement Color Backlight for PanelView Plus 700 Terminals
2711P-RL10C	Replacement Color Backlight for PanelView Plus 1000 Terminals
2711P-RL12C	Replacement Color Backlight for PanelView Plus 1250 Terminals

## Miscellaneous

Cat. No.	Description
2711P-RY2032	Replacement Battery
2711P-RTMC	Mounting Clips
6189-2CONN	DC, AC and 6182 Relay Connectors

## Adapter Plates

Cat. No.	Description
2711P-RAK7	Adapts a PanelView Plus 700 Keypad Terminal to a PanelView Standard 900 Keypad Cutout
2711P-RAT7	Adapts a PanelView Plus 700 Touch Terminal to a PanelView Standard 900 Touch Cutout
2711P-RAK10	Adapts a PanelView Plus 1000 Keypad Terminal to a PanelView 1000/1000E Keypad Cutout
2711P-RAT10	Adapts a PanelView Plus 1000 Touch Terminal to a PanelView 1000/1000E Touch Cutout
2711P-RAK12E	Adapts a PanelView Plus 1250 (or PV1000/1000E) Keypad Terminal to a PanelView 1200/1400E Keypad Cutout
2711P-RAT12E2	Adapts a PanelView Plus 1250 (or PV1000/1000E) Touch Terminal to a PanelView 1200E Touch Cutout
2711P-RAT12E	Adapts a PanelView Plus 1250 (or PV1000/1000E) Touch Terminal to a PanelView 1400E Touch Cutout
2711P-RAK12S	Adapts a PanelView Plus 1250 (or PV1000/1000E) Keypad Terminal to a PanelView Standard 1400 Keypad Cutout
2711P-RAT12S	Adapts a PanelView Plus 1250 (or PV1000/1000E) Touch Terminal to a PanelView Standard 1400 Touch Cutout
2711P-RAK15	Adapts a PanelView Plus 1500 Keypad or Keypad & Touch Terminal to a PanelView 1200E/1400E Keypad Terminal
2711P-RAT15	Adapts a PanelView Plus 1500 Touch Terminal to a PanelView 1400E Touch Cutout

## Cables

Cat. No.	Description
2711P-EX04	Ethernet CAT5 Crossover Cable, Industrial Grade, 4.3 m (14 ft)
2711-NC13	RS-232 Operating Cable (9-pin D-Shell to 9-pin D-Shell), 5 m (16.4 ft)
2711-NC14	RS-232 Operating/Programming Cable (9-pin D-Shell to 9-pin D-Shell), 10 m (32.7 ft)
2711-NC21	RS-232 Operating Cable (9-pin D-Shell to 8-pin Mini DIN), 5 m (16.4 ft)
2711-NC22	RS-232 Operating Cable (9-pin D-Shell to 8-pin Mini DIN), 10 m (32.7 ft)
1761-CBL-AS03	DH-485 Operating Cable, 3 m (10 ft)
1761-CBL-AS09	DH-485 Operating Cable, 9 m (30 ft)

## Communication Adapters

Cat. No.	Description
1761-NET-AIC	AIC+ Advanced Interface Converter
1747-AIC	Isolated Link Coupler with DH-485 Communication Module (2711P-RN6)